



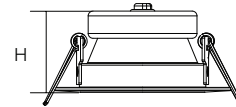
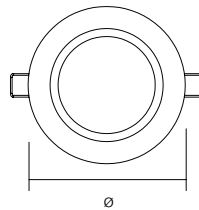
S9071, S9072, S9073 PREMIER

RECESSED LED DOWNLIGHT



FEATURES

- * Premium grade aluminium body
- * Anodized silver or powder coated finish (White)
- * Opal acrylic diffuser
- * High efficiency SMD LED chips
- * Trailing edge dimmable LED driver included
- * 1.2 m flex & plug fitted
- * IP64 weatherproof
- * Available fitting colours: White, Anodized Silver
- * Available colour temperature: Warm White, Daylight
- * Dimmable with trailing edge dimmer SDD350 & SDA450
- * IC abutted & covered compliant



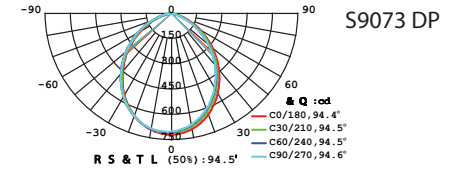
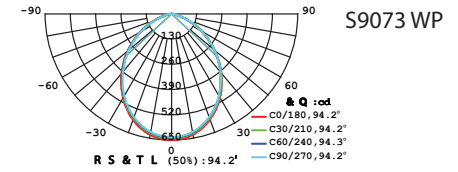
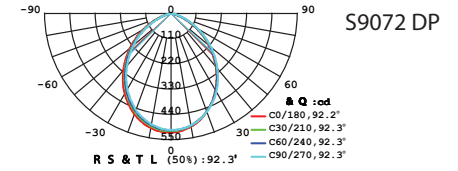
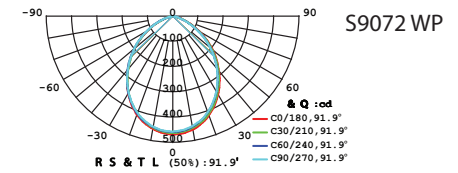
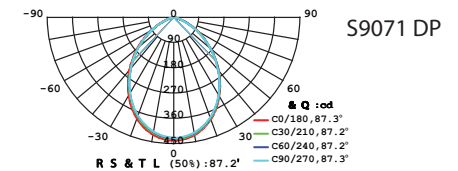
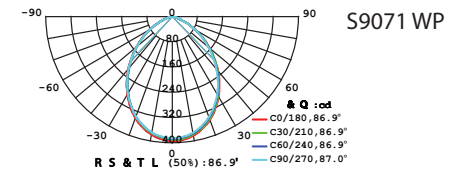
TECHNICAL SPECIFICATIONS

| | Model NO. | S9071 WP WH | S9071 DP WH | S9071 WP SL | S9071 DP SL |
|----------------------|--------------------|-------------|-------------|-------------|-------------|
| Electrical Data | Input Voltage | 240V/50Hz | 240V/50Hz | 240V/50Hz | 240V/50Hz |
| | Input Power | 11W | 11W | 11W | 11W |
| Light Technical Data | Luminous Flux | 800lm | 900lm | 800lm | 900lm |
| | Beam Angle | 90° | 90° | 90° | 90° |
| | Colour Temperature | 3000K | 6000K | 3000K | 6000K |
| | CRI | >80 | >80 | >80 | >80 |
| | Dimmable | Yes | | Yes | |
| Insulation Rating | Insulation Rating | IC | | IC | |
| | Ta | -10°C~+25°C | | -10°C~+25°C | |
| Dimensions | Dimensions (Φ x H) | 110 x 57mm | | 110 x 57mm | |
| | Cut out size | 92mm | | 92mm | |
| Colours | Fitting colour | White | | Silver | |

| | Model NO. | S9072 WP WH | S9072 DP WH | S9072 WP SL | S9072 DP SL |
|----------------------|--------------------|-------------|-------------|-------------|-------------|
| Electrical Data | Input Voltage | 240V/50Hz | 240V/50Hz | 240V/50Hz | 240V/50Hz |
| | Input Power | 14W | 14W | 14W | 14W |
| Light Technical Data | Luminous Flux | 1000lm | 1150lm | 1000lm | 1150lm |
| | Beam Angle | 90° | 90° | 90° | 90° |
| | Colour Temperature | 3000K | 6000K | 3000K | 6000K |
| | CRI | >80 | >80 | >80 | >80 |
| | Dimmable | Yes | | Yes | |
| Insulation Rating | Insulation Rating | IC | | IC | |
| | Ta | -10°C~+25°C | | -10°C~+25°C | |
| Dimensions | Dimensions (Φ x H) | 138 x 57mm | | 138 x 57mm | |
| | Cut out size | 115mm | | 115mm | |
| Colours | Fitting colour | White | | Silver | |

| | Model NO. | S9073 WP WH | S9073 DP WH | S9073 WP SL | S9073 DP SL |
|----------------------|--------------------|-------------|-------------|-------------|-------------|
| Electrical Data | Input Voltage | 240V/50Hz | 240V/50Hz | 240V/50Hz | 240V/50Hz |
| | Input Power | 18W | 18W | 18W | 18W |
| Light Technical Data | Luminous Flux | 1400lm | 1550lm | 1400lm | 1550lm |
| | Beam Angle | 90° | 90° | 90° | 90° |
| | Colour Temperature | 3000K | 6000K | 3000K | 6000K |
| | CRI | >80 | >80 | >80 | >80 |
| | Dimmable | Yes | | Yes | |
| Insulation Rating | Insulation Rating | IC | | IC | |
| | Ta | -10°C~+25°C | | -10°C~+25°C | |
| Dimensions | Dimensions (Φ x H) | 160 x 57mm | | 160 x 57mm | |
| | Cut out size | 140mm | | 140mm | |
| Colours | Fitting colour | White | | Silver | |

PHOTOMETRICAL DATA



*All information above are for references only and may vary without prior notice.